



CLADDING, TRIM AND ACCESSORY CATALOG



2020



THERE'S NEVER BEEN A CLADDING LIKE THIS.

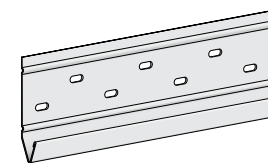
Alside's ASCEND® Composite Cladding offers a first-of-its-kind solution that brings together beauty, performance, easy installation and the best overall value on the market.

Choose from our extensive palette of virtually maintenance-free colors ranging from timeless to on-trend in 20 beautiful shades.

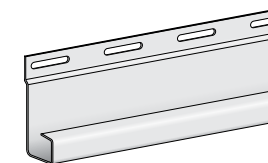


Product	Code	Description	Colors				Packaging
7" ASCEND Composite Plank 	01-8001	7" exposure 12'3" length 3/4" projection Cedar mill texture Low-gloss finish Reinforced nailhem	Ageless Slate	Z5	Harbor Blue	4I	1 sq/carton 14 planks/carton
			Almond	54	Laguna Blue	LU	
			Canyon Drift	53	Midnight Blue	Q7	
			Cape Code Gray	V3	Monterey Sand	3D	
			Cast Iron	CI	Mountain Fern	MF	
			Charcoal Smoke	1Q	Pebble	52	
			Deep Moss	M1	Riviera Dusk	6F	
			Fired Brick	Z7	Rustic Timber	Z8	
			Flagship Brown	Z6	Sterling Gray	Z4	
			Glacier White	V1	Storm	G2	

2.5" ASCEND Steel Starter Strip	10-7371-00	G90 Galvanized Steel 10' length	Universal	24 pcs/carton
--	------------	------------------------------------	-----------	---------------



ASCEND Finish Trim	10-5210-00	12'6" length	Universal	20 pcs/carton
---------------------------	------------	--------------	-----------	---------------



Nail Slot Punch	76-7204-00	Elongates nail slot	3 pcs/carton
------------------------	------------	---------------------	--------------



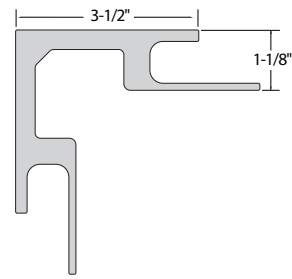
Product	Code	Description	Colors
---------	------	-------------	--------

3.5" Outside Corner Post with Nailing Flange

79440D00

3.5" face
1-1/8" projection
20' length
3/4" receiving channel
Smooth finish

White

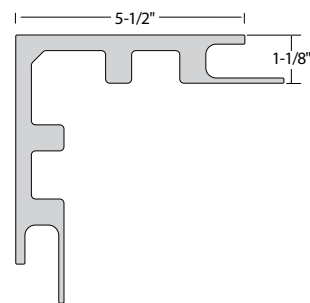


5.5" Outside Corner Post with Nailing Flange

79440H00

5.5" face
1-1/8" projection
20' length
3/4" receiving channel
Smooth finish

White

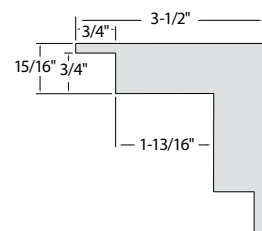


3.5" Outside Corner Post with Receiving Channel

79440B00

3.5" face
15/16" projection
20' length
3/4" receiving channel
Smooth finish
Nominal size: 5/4 x 4

White

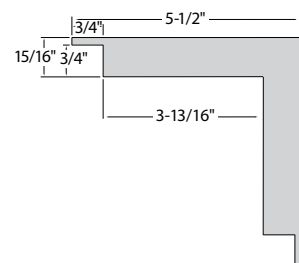


5.5" Outside Corner Post with Receiving Channel

79440ES0

5.5" face
15/16" projection
20' length
3/4" receiving channel
Smooth finish
Nominal size: 5/4 x 6

White



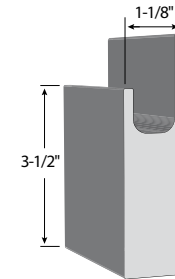
Product	Code	Description	Colors
---------	------	-------------	--------

3.5" Casing with J-Channel and Nailing Flange

79432600

3.5" face
1-1/8" projection
16' length
3/4" receiving channel
Smooth finish

White

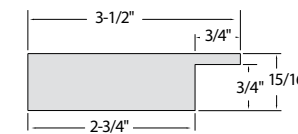


3.5" Casing with Receiving Channel

79440IS0

3.5" face
15/16" projection
18' length
3/4" receiving channel
Smooth finish
Nominal size: 5/4 x 4

White

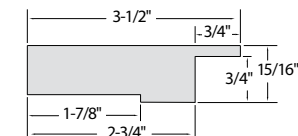


3.5" Casing with Receiving Channel and Nailing Flange Cutout

79432800

3.5" face
15/16" projection
3/16" x 1-7/8" window nailing flange cutout
18' length
3/4" receiving channel
Smooth finish
Nominal size: 5/4 x 4

White

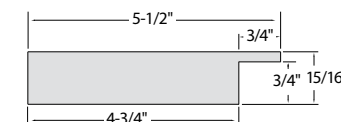


5.5" Casing with Receiving Channel

79440J00

5.5" face
15/16" projection
18' length
3/4" receiving channel
Smooth finish
Nominal size: 5/4 x 6

White

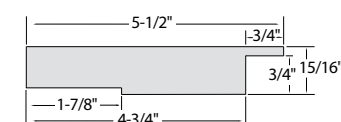


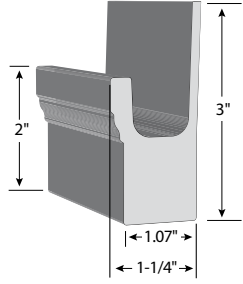
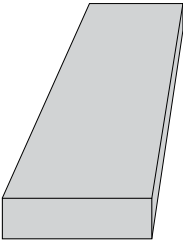
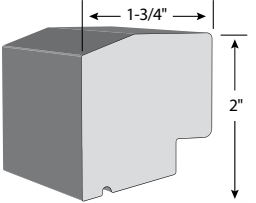
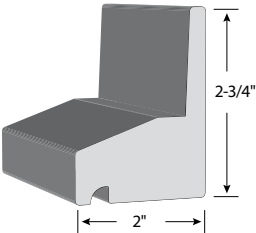
5.5" Casing with Receiving Channel and Nailing Flange Cutout

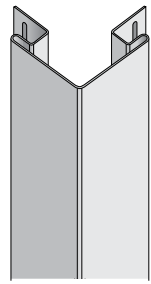
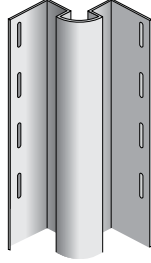


79432900

5.5" face
15/16" projection
3/16" x 1-7/8" window nailing flange cutout
18' length
3/4" receiving channel
Smooth finish
Nominal size: 5/4 x 6

White

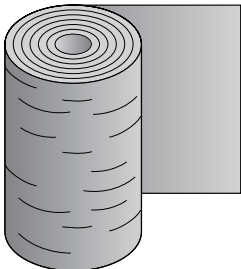


Product	Code	Description	Colors
2" Brickmould with J-Channel and Nailing Flange 	79432700	2" face 1-1/4" projection 17' length 3/4" receiving channel Smooth finish	White
Solid Trim Board 	2.5" 78410100 3.5" 79440M00 4.5" 79440N00 5.5" 79440P00 7.25" 79440Q00 9.25" 79440R00 11.25" 79440S00 15.25" 78410000	20' length Smooth finish Nominal size: 5/4 Note: Use for skirt board, band board and other trim applications. Field routing a receiving channel may be required.	White
Historic Sill Moulding 	79442F00	2" height 1-3/4" projection 16' length Smooth finish	White
Water Table Moulding 	79430900	2-3/4" height 2" projection 16' length Smooth finish Note: Field removal of flange required.	White

Product	Code	Description	Colors	Packaging	
4" Outside Corner Post 	10-5644	4" face 10' length 3/4" receiving channel Woodgrain finish	Ageless Slate Z5 Almond 54 Canyon Drift 53 Cape Code Gray V3 Cast Iron CI Charcoal Smoke 1Q Deep Moss M1 Fired Brick Z7 Flagship Brown Z6 Glacier White V1	Harbor Blue 4I Laguna Blue LU Midnight Blue Q7 Monterey Sand 3D Mountain Fern MF Pebble 52 Riviera Dusk 6F Rustic Timber Z8 Sterling Gray Z4 Storm G2	10 pcs/carton
Inside Corner Post 	10-5053	10' length 3/4" receiving channel Matte finish	Ageless Slate Z5 Almond 54 Canyon Drift 53 Cape Code Gray V3 Cast Iron CI Charcoal Smoke 1Q Deep Moss M1 Fired Brick Z7 Flagship Brown Z6 Glacier White V1	Harbor Blue 4I Laguna Blue LU Midnight Blue Q7 Monterey Sand 3D Mountain Fern MF Pebble 52 Riviera Dusk 6F Rustic Timber Z8 Sterling Gray Z4 Storm G2	10 pcs/carton
J-Channel 	10-5118	1" face 12'6" length 3/4" receiving channel Matte finish	Ageless Slate Z5 Almond 54 Canyon Drift 53 Cape Code Gray V3 Cast Iron CI Charcoal Smoke 1Q Deep Moss M1 Fired Brick Z7 Flagship Brown Z6 Glacier White V1	Harbor Blue 4I Laguna Blue LU Midnight Blue Q7 Monterey Sand 3D Mountain Fern MF Pebble 52 Riviera Dusk 6F Rustic Timber Z8 Sterling Gray Z4 Storm G2	40 pcs/carton
Wide Face J-Channel 	10-5350	2.5" face 12'6" length 3/4" receiving channel Matte finish	Glacier White V1		24 pcs/carton

ALUMINUM TRIM COIL

Product	Code	Description	Colors				Packaging
Poly Aluminum Trim Coil 	10-3954	24" x 50' .019 nominal thickness 27 lbs/roll	Ageless Slate	Z5	Harbor Blue	4I	1 roll/carton 32 rolls/skid
			Almond	54	Laguna Blue	LU	
			Canyon Drift	53	Midnight Blue	Q7	
			Cape Code Gray	V3	Monterey Sand	3D	
			Cast Iron	CI	Mountain Fern	MF	
			Charcoal Smoke	1Q	Pebble	52	
			Deep Moss	M1	Riviera Dusk	6F	
			Fired Brick	Z7	Rustic Timber	Z8	
			Flagship Brown	Z6	Sterling Gray	Z4	
			Glacier White	V1	Storm	G2	

PVC Aluminum Trim Coil 	10-3956	24" x 50' .019 nominal thickness 28 lbs/roll	Ageless Slate	Z5	Harbor Blue	4I	1 roll/carton 32 rolls/skid
			Almond	54	Laguna Blue	LU	
			Canyon Drift	53	Midnight Blue	Q7	
			Cape Code Gray	V3	Monterey Sand	3D	
			Cast Iron	CI	Mountain Fern	MF	
			Charcoal Smoke	1Q	Pebble	52	
			Deep Moss	M1	Riviera Dusk	6F	
			Fired Brick	Z7	Rustic Timber	Z8	
			Flagship Brown	Z6	Sterling Gray	Z4	
			Glacier White	V1	Storm	G2	

SHERWIN-WILLIAMS® COLOR MATCH FORMULAS

Color Name	Color Cast Eco Toner	oz.	32	64	128
GLACIER WHITE	W1 White	12	-	-	-
	SW Color ID: GBP0019				

Color Name	Color Cast Eco Toner	oz.	32	64	128
ALMOND	L1 Blue	-	4	-	1
	R3 Magenta	-	8	-	1
	Y3 Deep Gold	-	23	1	1
SW Color ID: GBP0002					

Color Name	Color Cast Eco Toner	oz.	32	64	128
MONTEREY SAND	B1 Black	-	16	1	1
	R3 Magenta	-	8	-	-
	Y3 Deep Gold	-	32	1	1
SW Color ID: GBP0013					

Color Name	Color Cast Eco Toner	oz.	32	64	128
PEBBLE	W1 White	2	39	1	1
	L1 Blue	-	9	-	-
	N1 Raw Umber	8	12	-	1
	R2 Maroon	-	3	-	-
SW Color ID: GBP0015					

Color Name	Color Cast Eco Toner	oz.	32	64	128
CANYON DRIFT	B1 Black	2	46	1	1
	R2 Maroon	-	4	1	-
	R3 Magenta	2	-	1	-
	Y3 Deep Gold	6	12	-	1
SW Color ID: GBP0003					

Color Name	Color Cast Eco Toner	oz.	32	64	128
FLAGSHIP BROWN	B1 Black	6	2	1	1
	R2 Maroon	-	31	1	1
	R3 Magenta	-	3	1	-
	Y3 Deep Gold	4	26	-	-
SW Color ID: GBP0009					

Color Name	Color Cast Eco Toner	oz.	32	64	128
RUSTIC TIMBER	W1 White	-	11	-	-
	B1 Black	-	33	1	-
	L1 Blue	-	45	1	1
	R3 Magenta	2	41	1	1
	Y3 Deep Gold	2	59	1	1
SW Color ID: GBP0016					

Color Name	Color Cast Eco Toner	oz.	32	64	128
CAPE COD GRAY	L1 Blue	-	19	-	1
	N1 Raw Umber	2	3	1	1
	R2 Maroon	-	7	1	-
SW Color ID: GBP0004					

Color Name	Color Cast Eco Toner	oz.	32	64	128
STERLING GRAY	W1 White	4	15	-	1
	B1 Black	2	29	-	-
	N1 Raw Umber	4	19	1	1
SW Color ID: GBP0017					

Color Name	Color Cast Eco Toner	oz.	32	64	128
STORM	W1 White	2	26	-	-
	L1 Blue	-	21	1	1
	N1 Raw Umber	6	60	-	-
	R3 Magenta	-	33	-	-
	G2 New Green	-	6	-	-
	Y3 Deep Gold	-	7	-	-
SW Color ID: GBP0018					

Color Name	Color Cast Eco Toner	oz.	32	64	128
AGELESS SLATE	W1 White	-	56	1	-
	B1 Black	2	39	1	1
	G2 New Green	-	-	1	1
	N1 Raw Umber	6	22	1	-
	R2 Maroon	-	8	1	-
SW Color ID: GBP0001					

Color Name	Color Cast Eco Toner	oz.	32	64	128
CHARCOAL SMOKE	B1 Black	6	47	-	1
	R2 Maroon	-	20	1	-
	Y3 Deep Gold	2	60	-	1
SW Color ID: GBP0006					

Color Name	Color Cast Eco Toner	oz.	32	64	128
CAST IRON	W1 White	-	8	-	1
	L1 Blue	2	56	1	-
	R2 Maroon	-	24	-	1
	R3 Magenta	2	18	-	-
	Y3 Deep Gold	2	21	-	-
SW Color ID: GBP0005					

Color Name	Color Cast Eco Toner	oz.	32	64	128
LAGUNA BLUE	W1 White	2	36	1	1
	L1 Blue	4	34	-	-
	R2 Maroon	-	27	-	-
	R3 Magenta	-	13	1	1
SW Color ID: GBP0011					

Color Name	Color Cast Eco Toner	oz.	32	64	128
HARBOR BLUE	W1 White	-	63	-	1
	B1 Black	2	61	-	-
	L1 Blue	-	57	-	1
	N1 Raw Umber	2	43	-	-
SW Color ID: GBP0010					

Color Name	Color Cast Eco Toner	oz.	32	64	128
MIDNIGHT BLUE	W1 White	-	9	1	-
	B1 Black	8	18	-	1
	Y3 Deep Gold	-	36	-	1
SW Color ID: GBP0012					

Color Name	Color Cast Eco Toner	oz.	32	64	128
RIVIERA DUSK	L1 Blue	4	29	-	-
	R2 Maroon	-	12	-	-
	R3 Magenta	4	22	-	-
	Y3 Deep Gold	2	1	-	-
SW Color ID: GBP0020					

Color Name	Color Cast Eco Toner	oz.	32	64	128
MOUNTAIN FERN	W1 White	-	29	1	-
	B1 Black	-	45	-	-
	L1 Blue	-	23	1	1
	N1 Raw Umber	8	29	1	-
SW Color ID: GBP0014					

Color Name	Color Cast Eco Toner	oz.	32	64	128
DEEP MOSS	B1 Black	6	4	-	1
SW Color ID: GBP0007	Y3 Deep Gold	2	59	1	1

Color Name	Color Cast Eco Toner	oz.	32	64	128
FIRED BRICK	L1 Blue	-	56	-	-
	R2 Maroon	2	18	-	1
	R3 Magenta	4	25	-	1
	Y3 Deep Gold	2	28	1	-
SW Color ID: GBP0008					

Please note: AMI is not responsible for paint color formulation. Matching paint colors may vary slightly from colors of ASCEND product. Consult with Sherwin-Williams personnel prior to use. All paint color matches are determined with Sherwin-Williams SuperPaint® Exterior Acrylic Latex Satin Finish in one gallon quantities. Use Sherwin-Williams Color ID for quantities and finishes other than Sherwin-Williams one gallon SuperPaint® Exterior Acrylic Latex Satin Finish.



Alside 3773 State Road Cuyahoga Falls, Ohio 44223
1-800-922-6009 www.alside.com

